

FINAL FANTASY VII™

ファイナルファンタジーVII

ZACK FAIR INSTRUCTIONS




KAIZOPAPERCRAFT.BLOGSPOT.COM


PRELIMINARY



GET SERIOUS!




Construct parts 1-2 and 3-4



Construct parts 5-13




Attach the feet to the torso





Construct parts 14-19
and 20-26


Attach the arms
to the body



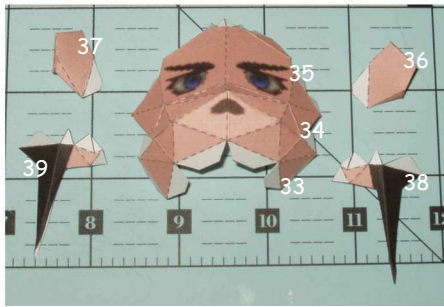
When constructing the blade, insert parts 29
and 30 through the tabbed holes of the blade,
and expand the tabs of 29 and 30 on the inside of the blade




Construct parts 27-32



Construct parts 33-39





Combine




Attach parts 40-41



Attach parts 42-51






Construct parts
52-54



Punch a small hole
in the upper right forehead



Insert the hair spike



Construct parts 55 and 56
and attach



Attach the head



Attach the sword

Now go meet a nice flower girl, get mixed up in some heavy stuff,
spend four years in a tube, and pass your legacy on to some blonde punk



Oh and watch out for guys with wings...

